

# October 2021

## Monthly Operations Report



## Table of Contents

|     |                                                                      |   |
|-----|----------------------------------------------------------------------|---|
| 1.0 | Volumes and Lane Usage .....                                         | 3 |
| 2.0 | Revenues.....                                                        | 5 |
| 3.0 | Operational Incidents, Issues, and Closures .....                    | 5 |
| 4.0 | Mean Time Between Failure (MTBF) and Mean Time to repair (MTTR)..... | 8 |

### TABLES

|                                                                 |   |
|-----------------------------------------------------------------|---|
| Table 1 – Monthly Traffic Summaries .....                       | 4 |
| Table 2 – Managed Lanes Closures to Date .....                  | 7 |
| Table 3 – ETCS Issues per CA Schedule 6 Appendix 6-2.....       | 8 |
| Table 4 - Status of Noncompliance Categories.....               | 7 |
| Table 5 – Mean Time Between Failure & Mean Time To Repair ..... | 8 |

### FIGURES

|                                              |   |
|----------------------------------------------|---|
| Figure 1 – Monthly Traffic Distribution..... | 4 |
| Figure 2 – Daily Traffic Counts .....        | 5 |

# INTRODUCTION

Pursuant to Schedule 6, Section 1.8.2(a) of the Concession Agreement, Plenary Roads Denver (“PRD”) is required to submit a monthly report covering all essential statistics related to the Managed Lanes. The following data covers the month of October 2021. Operationally, October was a positive month. Several routine maintenance tasks were completed, there were minimal incidents to maintained elements, and traffic volumes were consistent with expectations.

## 1.0 VOLUMES AND LANE USAGE

Over the last several months as more commuters use the transponders for either ExpressToll™ (AVI) or HOV travel, License Plate (LPT) transactions have consistently decreased as a percentage of total traffic volume. The total monthly gantry traffic volume for October 2021 in the I-25 Central and US 36 Managed Lanes was 223,698 and 1,066,043, respectively.

The table below provides the monthly summary for each Managed Lanes roadway, along with a detailed breakdown of weekday volumes. For reference, the AM Peak Period is considered to be weekdays from 6:45 am – 8:45 am. The PM Peak Period is considered to be, weekdays, from 4:15pm – 5:45pm. It should be noted, that the I-25 Managed Lane traffic reflects traffic counts from a single gantry and US 36 Managed Lane counts reflect fourteen gantries, seven gantries in each direction. Therefore, US 36 data will indicate far greater traffic counts that are not comparative to those of I-25.

The following charts depict the distribution of traffic by type (Figure 1) and the daily traffic counts (Figure 2) and for the month.

| Traffic Summary (US 36)        |         |         |         |                  |           |        |
|--------------------------------|---------|---------|---------|------------------|-----------|--------|
|                                | AVI     | LPT     | HOV     | Non-Rev & Hybrid | Total     | Hybrid |
| Total Monthly Traffic          | 514,671 | 366,948 | 178,690 | 5,734            | 1,066,043 | -      |
| Maximum Weekday Traffic        | 23,396  | 20,735  | 10,233  | 287              | 54,463    | -      |
| Average Weekday Traffic        | 19,689  | 13,210  | 5,356   | 229              | 38,484    | -      |
| Average Hourly AM Peak Traffic | 2,104   | 1,279   | 495     | 27               | 3,905     | N/A    |
| Average Hourly PM Peak Traffic | 3,015   | 1,897   | 713     | 23               | 5,648     | N/A    |

| Traffic Summary (I-25C)        |        |         |        |                  |         |        |
|--------------------------------|--------|---------|--------|------------------|---------|--------|
|                                | AVI    | LPT     | HOV    | Non-Rev & Hybrid | Total   | Hybrid |
| Total Monthly Traffic          | 60,657 | 122,852 | 37,839 | 2,350            | 223,698 | -      |
| Maximum Weekday Traffic        | 3,193  | 6,571   | 1,558  | 114              | 10,401  | -      |
| Average Weekday Traffic        | 2,512  | 5,027   | 1,363  | 92               | 8,902   | -      |
| Average Hourly AM Peak Traffic | 355    | 770     | 198    | 8                | 1,323   | N/A    |
| Average Hourly PM Peak Traffic | 312    | 528     | 158    | 8                | 998     | N/A    |

Table 1 – Monthly Traffic Summaries

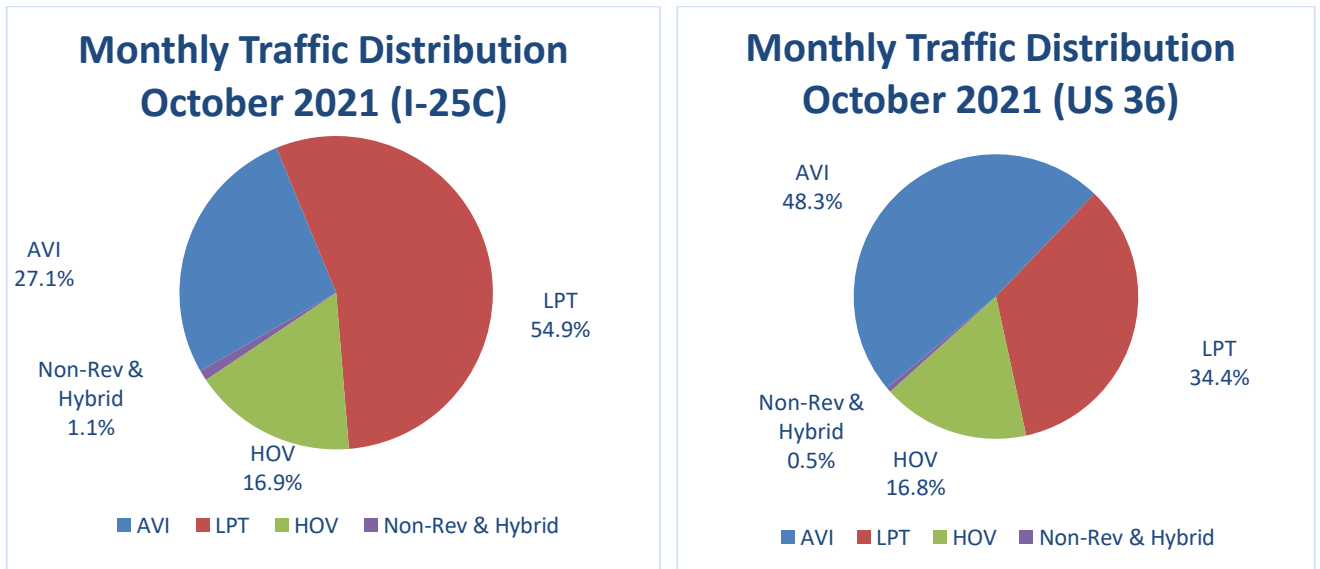
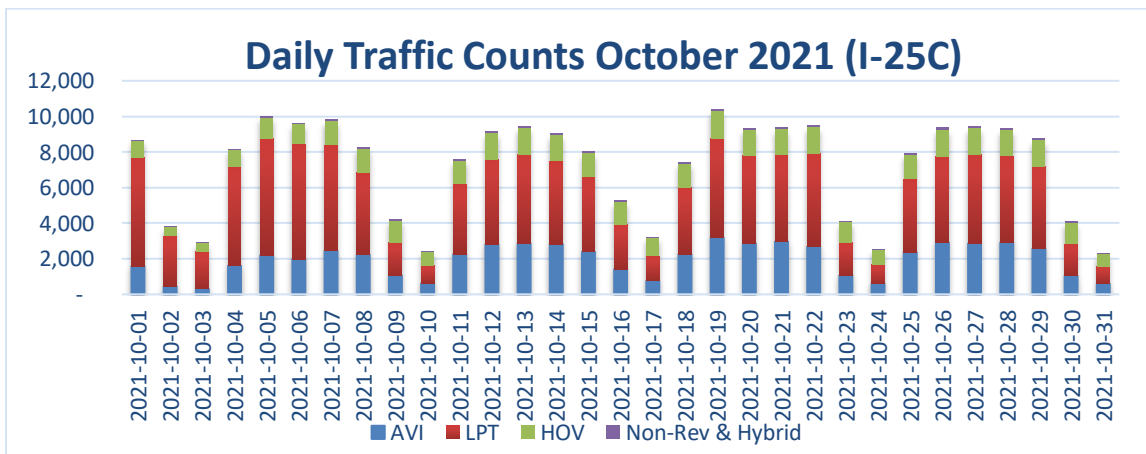


Figure 1 – Monthly Traffic Distribution



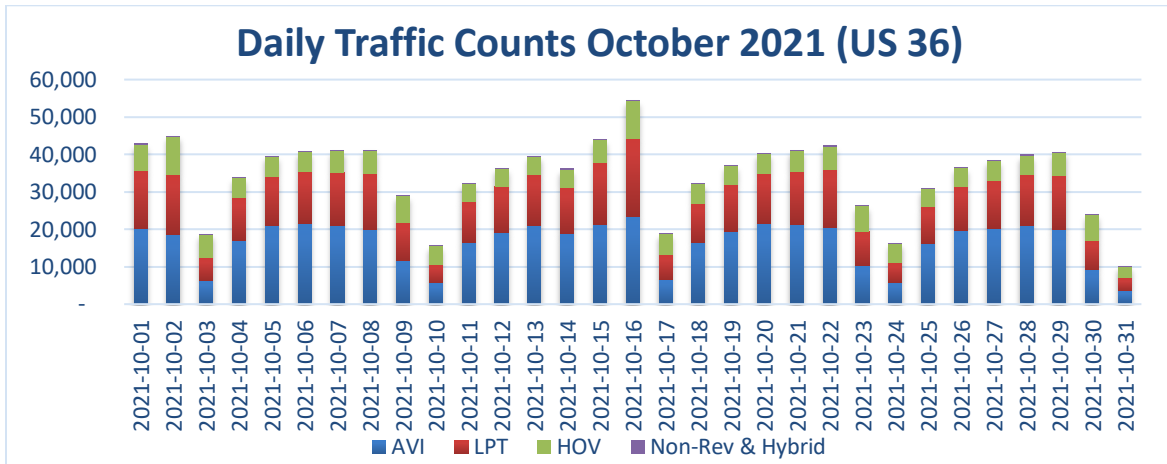


Figure 2 – Daily Traffic Counts

## 2.0 REVENUES

During the month of October 2021, PRD collected \$628,051 and \$732,469 from users of the I-25 Central and US36 Managed Lanes, respectively. For purposes of this report, revenues are recognized at the time of collection, which is typically sometime after they have been incurred for those customers who are billed based on their license plate. For example, if a single-occupant vehicle uses the lanes in October but pays in January, the associated revenue is attributed to January.

## 3.0 OPERATIONAL INCIDENTS, ISSUES, AND CLOSURES

The project had numerous routine debris removals, lighting incidents, guardrail incidents, sign incidents, and graffiti control during the month. The routine lighting, guardrail, roadway markings and sign incidents are all planned for repair within the allowable response period and several previously identified lighting incidents were repaired. All incidents were responded to and rectified within the allowable timeframes.

| Date               | Start | Stop  | Duration |
|--------------------|-------|-------|----------|
| July 27, 2020      | 10:45 | 11:27 | 0:42     |
| September 30, 2020 | 16:24 | 17:10 | 0:46     |
| October 2, 2020    | 17:10 | 18:42 | 1:32     |
| October 13, 2020   | 05:38 | 06:23 | 0:45     |
| October 28, 2020   | 08:38 | 10:06 | 1:58     |
| October 30, 2020   | 08:32 | 09:57 | 1:25     |
| November 15, 2020  | 20:20 | 01:40 | 5:20     |
| November 17, 2020  | 15:07 | 15:42 | 0:35     |

|                   |       |       |      |
|-------------------|-------|-------|------|
| November 19, 2020 | 18:42 | 19:40 | 0:58 |
| November 20, 2020 | 17:22 | 18:54 | 1:32 |
| November 24, 2020 | 08:44 | 09:40 | 0:56 |
| December 11, 2020 | 14:15 | 14:44 | 0:29 |
| December 16, 2020 | 17:13 | 17:33 | 0:20 |
| December 16, 2020 | 17:47 | 18:21 | 0:34 |
| December 18, 2020 | 18:03 | 18:34 | 0:30 |
| January 8, 2021   | 12:21 | 13:09 | 0:48 |
| January 21, 2021  | 07:45 | 09:19 | 1:34 |
| January 26, 2021  | 15:28 | 16:17 | 0:49 |
| February 16, 2021 | 07:34 | 08:16 | 0:44 |
| February 24, 2021 | 16:27 | 17:00 | 0:33 |
| March 9, 2021     | 06:30 | 06:50 | 0:20 |
| March 30, 2021    | 05:57 | 07:00 | 1:03 |
| March 30, 2021    | 07:07 | 07:55 | 0:48 |
| April 1, 2021     | 16:01 | 16:58 | 0:57 |
| April 2, 2021     | 13:17 | 13:52 | 0:35 |
| April 6, 2021     | 07:41 | 08:49 | 1:08 |
| April 16, 2021    | 06:52 | 07:32 | 0:40 |
| April 16, 2021    | 07:03 | 07:48 | 0:45 |
| April 28, 2021    | 16:43 | 17:33 | 0:50 |
| April 29, 2021    | 08:05 | 08:41 | 0:36 |
| April 30, 2021    | 18:38 | 19:34 | 0:56 |
| May 13, 2021      | 18:50 | 19:30 | 0:40 |
| May 21, 2021      | 16:24 | 17:57 | 1:33 |
| May 24, 2021      | 18:37 | 19:11 | 0:34 |
| May 26, 2021      | 16:02 | 17:04 | 1:02 |
| May 28, 2021      | 10:35 | 11:07 | 0:32 |
| June 2, 2021      | 17:16 | 17:58 | 0:42 |
| June 2, 2021      | 18:58 | 20:00 | 1:02 |
| June 4, 2021      | 16:23 | 16:50 | 0:27 |
| June 5, 2021      | 09:02 | 09:29 | 0:27 |
| June 15, 2021     | 17:00 | 17:25 | 0:25 |
| June 25, 2021     | 07:18 | 07:52 | 0:34 |

|                                                         |       |       |                            |
|---------------------------------------------------------|-------|-------|----------------------------|
| June 25, 2021                                           | 15:32 | 16:04 | 0:32                       |
| June 30, 2021                                           | 16:22 | 17:40 | 1:18                       |
| July 7, 2021                                            | 08:16 | 08:54 | 0:38                       |
| July 9, 2021                                            | 16:04 | 16:50 | 0:46                       |
| July 12, 2021                                           | 17:52 | 18:44 | 0:52                       |
| July 22, 2021                                           | 07:42 | 08:13 | 0:31                       |
| July 27, 2021                                           | 06:50 | 07:16 | 0:26                       |
| July 28, 2021                                           | 17:45 | 18:11 | 0:26                       |
| July 30, 2021                                           | 17:20 | 18:02 | 0:42                       |
| August 9, 2021                                          | 13:55 | 14:39 | 0:44                       |
| August 19, 2021                                         | 09:08 | 09:42 | 0:34                       |
| August 27, 2021                                         | 16:34 | 17:20 | 0:46                       |
| August 31, 2021                                         | 18:18 | 19:09 | 0:53                       |
| September 2, 2021                                       | 07:46 | 08:24 | 0:38                       |
| September 9, 2021                                       | 16:08 | 16:52 | 0:44                       |
| September 9, 2021                                       | 18:06 | 18:56 | 0:50                       |
| September 15, 2021                                      | 16:59 | 17:28 | 0:29                       |
| September 17, 2021                                      | 17:01 | 17:36 | 0:35                       |
| September 24, 2021                                      | 07:39 | 08:25 | 0:46                       |
| September 24, 2021                                      | 15:23 | 16:23 | 1:00                       |
| September 24, 2021                                      | 18:18 | 18:34 | 0:16                       |
| September 27, 2021                                      | 08:05 | 08:41 | 0:36                       |
| September 30, 2021                                      | 08:06 | 08:33 | 0:27                       |
| October 2, 2021                                         | 14:11 | 15:05 | 0:54                       |
| October 13, 2021                                        | 07:45 | 08:11 | 0:26                       |
| October 20, 2021                                        | 06:52 | 07:19 | 0:27                       |
| October 21, 2021                                        | 06:44 | 07:08 | 0:24                       |
| October 23, 2021                                        | 15:26 | 16:38 | 1:12                       |
| October 25, 2021                                        | 09:07 | 10:18 | 1:11                       |
| October 27, 2021                                        | 08:45 | 09:24 | 0:39                       |
| October 28, 2021                                        | 10:35 | 11:00 | 0:25                       |
| <b>Total</b>                                            |       |       | <b>59 hours 24 minutes</b> |
| <b>Remaining Closure Hours Available (Ref: CA 29.7)</b> |       |       | <b>0 hours 0 minutes</b>   |

Table 2 – Managed Lanes Closures to Date

The table below provides a listing of ETCS items recorded this month, consistent with Appendix 6-2 of Schedule 6.

| Element ID | Cat | Element | Performance Item | PRD Notified | Contractual Cure Period | Cure Achieved |
|------------|-----|---------|------------------|--------------|-------------------------|---------------|
| None       |     |         |                  |              |                         |               |

Table 3 – ETCS Issues per CA Schedule 6 Appendix 6-2

The table below provides a status of all Noncompliance categories in accordance with paragraph 1.2 of Schedule 10.

| Non-compliance Location | Nature | Cause | Cure Date | Uncured Non-compliance Point | Unexpired Non-compliance Point | 365 Day Expiration Date | 1095 Day Expiration Date |
|-------------------------|--------|-------|-----------|------------------------------|--------------------------------|-------------------------|--------------------------|
| None                    |        |       |           |                              |                                |                         |                          |

Table 4 – Status of Noncompliance Categories

#### 4.0 MEAN TIME BETWEEN FAILURE (MTBF) AND MEAN TIME TO REPAIR (MTTR)

Mean Time Between Failure (MTBF) and Mean Time To Repair (MTTR) data is provided in the table below. Only Maintained Elements that were repaired during the reporting period and had a failure type breakdown are listed in the table. We consider a breakdown to be a failure when the element cannot be used for its intended purpose until repaired.

| Maintained Element | Mean Time Between Failure (MTBF) (Hours) | Mean Time To Repair (MTTR) (Hours) |
|--------------------|------------------------------------------|------------------------------------|
| None               | N/A                                      | N/A                                |

Table 5 – Mean Time Between Failure & Mean Time To Repair



OPERATIONS AND  
MAINTENANCE  
MONTHLY REPORT  
OCTOBER 2021

US 36 and I-25 Express  
Lanes Project

Prepared for:

Plenary Roads Denver, LLC  
1700 Lincoln Street, Suite 3000  
Denver, CO 80203

Attention: Mr. Christian Guevara, PE




Prepared By:

Ferrovial Services  
10525 West 120<sup>th</sup> Avenue  
Broomfield, CO 80021  
United States of America

Justin Doles, PE  
Project Manager


OPERATIONS AND MAINTENANCE – MONTHLY REPORT  
OCTOBER 2021  
US 36 and I-25 Express Lanes Project

| Revision | Date       | Approved                                                                            |
|----------|------------|-------------------------------------------------------------------------------------|
| Rev. 0   | 11/09/2021 |  |
|          |            |                                                                                     |

This report titled *Operations and Maintenance Monthly Report, October 2021* has been prepared by Ferrovial Services for the exclusive use of Plenary Roads Denver, LLC (PRD). No other party is an intended beneficiary of this report or the information, opinions, and conclusions contained herein. Any use by any party other than PRD of any of the information, opinions, or conclusions is the sole responsibility of said party. The use of this report shall be at the sole risk of the user regardless of any fault or negligence of PRD or Ferrovial Services.

The information and analyses contained herein have been completed to a level of detail commensurate with the objectives of the assignment and in light of the information made available to Ferrovial Services at the time of preparation. This report and its supporting documentation have been reviewed and/or checked for conformance with industry-accepted norms. To the best of the information and belief of Ferrovial Services, the information presented in this report is accurate to within the limitations specified herein.

This report is Ferrovial Services pdf file: OM Monthly Report October 2021.pdf. Any reproductions or modifications of this report are uncontrolled and may not be the most recent revision.



---

The O&M Monthly Report contains all relevant information for the month. Ferrovial Services continues ongoing and preventive maintenance activities for the I-25 and US36 Managed Lanes Project.

### Ferrovial Services Commitment to Safety

Ferrovial Services conducted weekly toolbox talk meetings during the month. The purpose of the toolbox talks is to cover important safety items that relate to the project such as near misses, “better ways” as to how safety is conducted for the Project, and discussion on safety procedures for maintenance activities. In addition to the toolbox talks, Ferrovial Services conducts a weekly progress meeting. This is a forum for feedback from staff on Operations, Incident Response, and Maintenance activities.

Toolbox Talks this month included:

- Stay Back Stay Safe
- Boot Safety
- PPE & Professionalism
- Halloween Traffic Safety For All

### A. Summary of the Planned Maintenance Activities for the Upcoming Month

Ferrovial Services has identified the upcoming planned maintenance activities as described in Table 1.7.1.3 of The Maintenance Management Plan. These activities include preventative and routine maintenance in order to successfully operate and maintain the Project. A listing of the planned maintenance activities for the month are included below.

*Fig. A-1 Planned Maintenance Activities for the Upcoming Month*

X – Indicates the day the task is planned.

| Performance Standard Identification Number (Table 6.1) | Work Activity-Description                      | Frequency | Nov-21 |   |   |   |   |   |   |   |   |    |    |    |    |    |    |    |    |    |    |    |    |    |    |    |    |    |    |    |    |    |
|--------------------------------------------------------|------------------------------------------------|-----------|--------|---|---|---|---|---|---|---|---|----|----|----|----|----|----|----|----|----|----|----|----|----|----|----|----|----|----|----|----|----|
|                                                        |                                                |           | 1      | 2 | 3 | 4 | 5 | 6 | 7 | 8 | 9 | 10 | 11 | 12 | 13 | 14 | 15 | 16 | 17 | 18 | 19 | 20 | 21 | 22 | 23 | 24 | 25 | 26 | 27 | 28 | 29 | 30 |
|                                                        |                                                |           | M      | T | W | T | F | S | S | M | T | W  | T  | F  | S  | S  | M  | T  | W  | T  | F  | S  | S  | M  | T  | W  | T  | F  | S  | S  | M  | T  |
| ML-1                                                   | MAINTENANCE PATROL                             | Daily     | X      | X | X | X | X |   |   | X | X | X  | X  | X  |    |    | X  | X  | X  | X  | X  |    |    | X  | X  | X  |    |    |    |    | X  | X  |
| ML-1                                                   | FLEXIBLE PAVEMENT OBSERVATION / REPAIR         | F-52      |        | X |   |   |   |   |   | X |   |    | X  |    |    |    | X  |    |    |    |    |    |    | X  |    |    |    |    |    |    | X  |    |
| ML-1                                                   | RIGID PAVEMENT OBSERVATION / REPAIR            | F-52      |        | X |   |   |   |   |   | X |   |    | X  |    |    |    | X  |    |    |    |    |    |    | X  |    |    |    |    |    |    | X  |    |
| ML-2                                                   | DRAINAGE (INLET) OBSERVE / CLEAN / REPAIR      | F-12      |        |   |   |   |   |   |   |   |   |    | X  |    |    |    |    |    |    |    |    |    |    |    |    |    |    |    |    |    |    |    |
| ML-2                                                   | DRAINAGE (PIPE/CULVERT) OBSERVE / CLEAN / RPR  | F-12      |        |   |   |   |   |   |   |   |   | X  |    |    |    |    |    |    |    |    |    |    |    |    |    |    |    |    |    |    |    |    |
| ML-4                                                   | DELINEATORS & MARKERS OBSERVE / CLEAN / REPAIR | F-12      |        |   |   |   |   |   |   | X |   |    |    |    |    |    |    |    |    |    |    |    |    |    |    |    |    |    |    |    |    |    |
| ML-5                                                   | GUARDRAIL, SAFETY BARRIER                      | F-12      |        | X | X |   |   |   |   |   |   |    |    |    |    |    |    |    |    |    |    |    |    |    |    |    |    |    |    |    |    |    |
| ML-6                                                   | SIGN OBSERVATION / REPAIR                      | F-52      |        |   |   | X |   |   |   |   |   |    |    |    |    |    |    |    |    |    |    |    |    | X  |    |    |    |    |    |    |    |    |
| ML-8                                                   | STREET LIGHTING OBSERVATION / REPAIR           | F-52      |        |   |   | X |   |   |   |   |   |    |    |    |    |    |    |    |    |    |    |    |    | X  |    |    |    |    |    |    |    |    |
| ML-8                                                   | ELECTRICAL SUPPLY INSPECTION / REPAIR          | F-12      |        |   |   |   |   |   |   |   |   |    | X  |    |    |    |    |    |    |    |    |    |    |    |    |    |    |    |    |    |    |    |
| ML-8                                                   | ACCESS PANEL OBSERVATION / REPAIR              | F-12      |        |   |   |   |   |   |   |   |   |    | X  |    |    |    |    |    |    |    |    |    |    |    |    |    |    |    |    |    |    |    |
| ML-10                                                  | HERBICIDE & WEED CONTROL MAINTENANCE           | F-52      |        | X |   |   |   |   |   |   | X |    |    |    |    |    |    | X  |    |    |    |    |    |    |    | X  |    |    |    |    |    |    |
| ML-12                                                  | GRAFFITI OBSERVATION / REMOVAL                 | F-52      |        |   |   | X |   |   |   |   |   |    | X  |    |    |    |    |    |    |    |    |    |    | X  |    |    |    |    |    |    |    |    |
| ML-14                                                  | MECHANICAL ROAD SWEEPING                       | F-12      | X      | X | X | X | X |   |   |   |   |    |    |    |    |    |    |    |    |    |    |    |    |    |    |    |    |    |    |    |    |    |
| ML-14                                                  | LITTER OBSERVATION / REMOVAL                   | Daily     | X      | X | X | X | X |   |   | X | X | X  | X  | X  |    |    | X  | X  | X  | X  | X  |    |    | X  | X  | X  |    |    |    |    | X  | X  |
| ML-15                                                  | NODE BUILDING 2 MAINTENANCE                    | F-1       |        | X |   |   |   |   |   |   |   |    |    |    |    |    |    |    |    |    |    |    |    |    |    |    |    |    |    |    |    |    |
| ML-15                                                  | SAND STORAGE DOME MAINTENANCE                  | F-1       |        | X |   |   |   |   |   |   |   |    |    |    |    |    |    |    |    |    |    |    |    |    |    |    |    |    |    |    |    |    |
| ML-15                                                  | LIQUID STORAGE FACILITY MAINTENANCE            | F-1       |        | X |   |   |   |   |   |   |   |    |    |    |    |    |    |    |    |    |    |    |    |    |    |    |    |    |    |    |    |    |
|                                                        | REVERSIBLE LANE OPERATIONS                     | Daily     | X      | X | X | X | X |   |   | X | X | X  | X  | X  |    |    | X  | X  | X  | X  | X  |    |    | X  | X  | X  |    |    |    |    | X  | X  |

Frequency of Activity:

Daily – Daily Activity


F-4 – Quarterly Activity

F-52 – Weekly Activity

F-2 – Semi-Annual Activity

F-12 – Monthly Activity

F-1 – Annual Activity



## B. Summary of Performed and Completed Maintenance Activities

Fig. B-1 Performed and Complete Maintenance Activities for Prior Month

| Performance Standard Identification Number (Table 6.1) | Work Activity-Description                      | Frequency | Oct-21 |   |   |   |   |   |   |   |   |    |    |    |    |    |    |    |    |    |    |    |    |    |    |    |    |    |    |    |    |    |    |
|--------------------------------------------------------|------------------------------------------------|-----------|--------|---|---|---|---|---|---|---|---|----|----|----|----|----|----|----|----|----|----|----|----|----|----|----|----|----|----|----|----|----|----|
|                                                        |                                                |           | 1      | 2 | 3 | 4 | 5 | 6 | 7 | 8 | 9 | 10 | 11 | 12 | 13 | 14 | 15 | 16 | 17 | 18 | 19 | 20 | 21 | 22 | 23 | 24 | 25 | 26 | 27 | 28 | 29 | 30 | 31 |
|                                                        |                                                |           | F      | S | S | M | T | W | T | F | S | S  | M  | T  | W  | T  | F  | S  | S  | M  | T  | W  | T  | F  | S  | S  | M  | T  | W  | T  | F  | S  | S  |
| ML-1                                                   | MAINTENANCE PATROL                             | Daily     | X      |   |   | X | X | X | X | X |   |    | X  | X  | X  | X  | X  |    |    | X  | X  | X  | X  | X  |    |    | X  | X  | X  | X  | X  |    |    |
| ML-1                                                   | FLEXIBLE PAVEMENT OBSERVATION / REPAIR         | F-52      |        |   |   |   |   |   |   |   |   |    |    |    |    |    |    |    |    |    |    | X  |    |    |    |    |    |    |    |    |    |    |    |
| ML-1                                                   | RIGID PAVEMENT OBSERVATION / REPAIR            | F-52      |        |   |   |   |   |   |   |   |   |    |    | X  | X  |    |    |    |    |    | X  | X  |    |    |    |    |    |    |    |    |    |    |    |
| ML-2                                                   | DRAINAGE (INLET) OBSERVE / CLEAN / REPAIR      | F-12      |        |   |   |   |   |   |   |   |   |    |    | X  |    |    |    |    |    |    |    |    |    |    |    |    |    |    |    |    |    |    |    |
| ML-2                                                   | DRAINAGE (PIPE/CULVERT) OBSERVE / CLEAN / RPR  | F-12      |        |   |   |   |   |   |   |   |   |    |    | X  |    |    |    |    |    |    |    |    |    |    |    |    |    |    |    |    |    |    |    |
| ML-4                                                   | DELINEATORS & MARKERS OBSERVE / CLEAN / REPAIR | F-12      |        |   |   |   |   |   |   |   |   |    |    |    |    |    |    |    | X  | X  |    |    |    |    |    |    |    |    |    |    |    |    |    |
| ML-5                                                   | GUARDRAIL, SAFETY BARRIER                      | F-12      |        |   |   |   |   |   |   |   |   |    |    |    |    |    |    |    |    |    |    | X  |    |    |    |    |    |    |    |    |    |    |    |
| ML-6                                                   | SIGN OBSERVATION / REPAIR                      | F-52      |        |   |   |   |   |   |   |   |   | X  | X  | X  |    | X  |    |    |    |    |    |    |    |    |    |    |    |    |    |    |    |    |    |
| ML-8                                                   | STREET LIGHTING OBSERVATION /REPAIR            | F-52      |        |   |   |   |   |   | X |   |   |    |    |    | X  |    |    |    |    |    |    | X  |    |    |    |    |    | X  |    |    |    |    |    |
| ML-8                                                   | ELECTRICAL SUPPLY INSPECTION / REPAIR          | F-12      |        |   |   |   |   |   |   |   |   |    |    |    |    | X  |    |    |    |    |    |    |    |    |    |    |    |    |    |    |    |    |    |
| ML-8                                                   | ACCESS PANEL OBSERVATION / REPAIR              | F-12      |        |   |   |   |   |   |   |   |   |    |    |    |    | X  |    |    |    |    |    |    |    |    |    |    |    |    |    |    |    |    |    |
| ML-10                                                  | HERBICIDE & WEED CONTROL MAINTENANCE           | F-52      |        |   |   | X |   | X | X |   |   |    |    | X  | X  | X  |    |    |    |    |    |    |    |    |    |    |    |    |    |    |    |    |    |
| ML-12                                                  | GRAFFITI OBSERVATION / REMOVAL                 | F-52      |        |   |   |   |   |   | X |   |   |    |    |    | X  |    |    |    |    |    |    |    |    |    |    |    |    | X  |    |    |    |    |    |
| ML-14                                                  | MECHANICAL ROAD SWEEPING                       | F-12      |        |   |   | X | X | X | X |   |   |    |    |    |    |    |    |    |    |    |    |    |    |    |    |    | X  | X  | X  | X  | X  |    |    |
| ML-14                                                  | LITTER OBSERVATION / REMOVAL                   | Daily     | X      |   |   | X | X | X | X | X |   |    | X  | X  | X  | X  | X  |    |    | X  | X  | X  | X  | X  |    |    | X  | X  | X  | X  | X  |    |    |
| ML-15                                                  | NODE BUILDING 2 MAINTENANCE                    | F-1       |        |   |   | X |   |   |   |   |   |    |    |    |    |    |    |    |    |    |    |    |    |    |    |    |    |    |    |    |    |    |    |
| ML-15                                                  | SAND STORAGE DOME MAINTENANCE                  | F-1       |        |   |   | X |   |   |   |   |   |    |    |    |    |    |    |    |    |    |    |    |    |    |    |    |    |    |    |    |    |    |    |
| ML-15                                                  | LIQUID STORAGE FACILITY MAINTENANCE            | F-1       |        |   |   | X |   |   |   |   |   |    |    |    |    |    |    |    |    |    |    |    |    |    |    |    |    |    |    |    |    |    |    |
|                                                        | REVERSIBLE LANE OPERATIONS                     | Daily     | X      |   |   | X | X | X | X | X |   |    | X  | X  | X  | X  | X  |    |    | X  | X  | X  | X  | X  |    |    | X  | X  | X  | X  | X  |    |    |

X Indicates the day of the month that the task was completed.



*Fig. B-2 Work Accomplished This Month*

|                                          |       |
|------------------------------------------|-------|
| TASK,COURTESY,ASSISTANCE,329.00,CDOT,HR  | 125.0 |
| TASK,CRACKSEAL,FLEX,PVMT,156.00,CDOT,GAL | 193.8 |
| TASK,CRCKJNTSEAL,RIGPVMT,156.10,CDOT,GAL | 2     |
| TASK,DELINEATOR,MAINT,304.00,CDOT,EA     | 35    |
| TASK,DITCH,STREAM,MAINT,206.00,CDOT,LF   | 250   |
| TASK,FENCE,GATE,MAINT,216.00,CDOT,LF     | 280   |
| TASK,FLEX,PAVEMT,PATCH,152.00,CDOT,YD2   | 20    |
| TASK,GRAFFITI,REMOVE,218.98,CDOT,FT2     | 131   |
| TASK,LITTER,TRASH,CLEAN,218.00,CDOT,YD3  | 116   |
| TASK,MINOR,DRAINSTR,MAINT,202.00,CDOT,EA | 5     |
| TASK,RDWY,ATTENUATR,MAINT,316.00,CDOT,EA | 1     |
| TASK,RESPONSE,INCIDENT,329.99,CDOT,HR    | 4.0   |
| TASK,RIGID,PAVEMT,PATCH,152.10,CDOT,YD2  | 58    |
| TASK,ROADWAY,DEBRIS,HAZD,218.99,CDOT,YD3 | 32    |
| TASK,SIGN,SSGLPOST,MAINT,302.00,CDOT,EA  | 51    |
| TASK,SLOPE,ERSION,REPAIR,210.00,CDOT,YD3 | 84    |
| TASK,SWEEPING,MACHINE,220.00,CDOT,MI     | 91.2  |
| TASK,TRAFFIC,TOLL,OPERAT,314.97,CDOT,HR  | 239   |
| TASK,TRAINING,MEETING,103.00,CDOT,HR     | 35.0  |
| TASK,TREE,PLANT,REM,TRIM,260.00,CDOT,EA  | 105   |
| TASK,VEG,CTRL,DRYLAND,252.00,CDOT,MI     | 1.0   |
| TASK,VEG,CTRL,PESTICD,256.00,CDOT,AC     | 2     |
| TASK,VEG,HAND,MOW,TRIM,254.00,CDOT,HR    | 2.0   |

### C. Summary of Planned Maintenance that was Not Completed for the Month

Ferrovial Services completed all scheduled maintenance activities for the month. Frequencies and/or actual date of the month of some activities may have been adjusted based on actual conditions.

### D. Summary of the Maintenance Activities and Results Performed for the Month Beyond Planned Maintenance

A summary of unplanned maintenance activities provided below:

Snow and Ice Control: None

Courtesy Patrol: None

Hazardous Materials Incidents: None

### E. Operating Contractor’s Incident Response Logs Related to Maintenance Activities

This section provides a summary of Ferrovial Services performance related to the Performance and Measurement Criteria listed in Appendix 6-1.1 of the Operating Contract.

The table below provides a listing of items recorded this month:

| Element Category | Description                                 | Location                | Notified               | Response to Defects                                           |                                                             |                                                                 |
|------------------|---------------------------------------------|-------------------------|------------------------|---------------------------------------------------------------|-------------------------------------------------------------|-----------------------------------------------------------------|
|                  |                                             |                         |                        | Category 1                                                    |                                                             | Category 2                                                      |
|                  |                                             |                         |                        | Hazard Mitigation                                             | Permanent Remedy                                            | Permanent Repair                                                |
| GP9.1            | FENCE<br>(Fence Down)                       | MP 53.0 WB              | 9/30/2021<br>08:17:00  | N/A                                                           | N/A                                                         | Reqd: 6 Months<br>Resp: 10/4/2021 11:55<br>Actual: 0.13 Months  |
| GP2.1            | DRAIN<br>(Sediment Accumulation)            | MP 54.6 WB              | 9/30/2021<br>08:13:00  | N/A                                                           | N/A                                                         | Reqd: 6 Months<br>Resp: 10/4/2021 10:45<br>Actual: 0.13 Months  |
| GP1.2            | PAVEMENT<br>(Crack and Pothole)             | MP 46.8 WB              | 9/30/2021<br>08:07:00  | N/A                                                           | N/A                                                         | Reqd: 6 Months<br>Resp: 10/14/2021 02:00<br>Actual: 0.45 Months |
| GP12.1           | GRAFFITI                                    | MP 216.6 NB             | 9/30/2021<br>17:00:00  | N/A                                                           | Reqd: 10 Days<br>Resp: 9/30/2021 18:00<br>Actual: 0.04 Days | N/A                                                             |
| GP2.1            | DRAINS<br>(Sediment Accumulation)           | MP 217.1 NB             | 10/4/2021<br>14:27:00  | N/A                                                           | N/A                                                         | Reqd: 6 Months<br>Resp: 10/5/2021 10:00<br>Actual: 0.02 Months  |
| GP14.2           | LITTER                                      | MP 37.4-57.0 EB &<br>WB | 10/4/2021<br>13:25:00  | N/A                                                           | N/A                                                         | Reqd: 28 Days<br>Resp: 10/15/2021 15:00<br>Actual: 11.06 Days   |
| GP6.1            | SIGN<br>(Sign Down)                         | MP 57.1 EB              | 10/4/2021<br>08:52:00  | N/A                                                           | N/A                                                         | Reqd: 6 Months<br>Resp: --<br>Actual: In Progress               |
| GP9.1            | FENCE<br>(Fence Down)                       | MP 49.4 WB              | 10/4/2021<br>13:27:00  | N/A                                                           | N/A                                                         | Reqd: 6 Months<br>Resp: 10/13/2021 15:00<br>Actual: 0.30 Months |
| GP2.2            | DRAIN<br>(Outlet Cleaned)                   | MP 217.1 NB             | 10/6/2021<br>13:24:00  | N/A                                                           | N/A                                                         | Reqd: 28 Days<br>Resp: 10/6/2021 13:30<br>Actual: 0.01 Days     |
| GP1.1            | DEBRIS<br>(Cardboard Removed from<br>Lanes) | MP 39.1 WB              | 10/6/2021<br>10:37:00  | Reqd: 1 Hours<br>Resp: 10/6/2021 11:22<br>Actual: 0.75 Hours  | N/A                                                         | N/A                                                             |
| GP5.1            | GUARDRAIL<br>(Impact Damage)                | MP 57.2 EB              | 10/6/2021<br>08:01:00  | N/A                                                           | N/A                                                         | Reqd: 6 Months<br>Resp: --<br>Actual: In Progress               |
| GP5.1            | GUARDRAIL<br>(Impact Damage)                | MP 51.2 EB              | 10/7/2021<br>13:18:00  | N/A                                                           | N/A                                                         | Reqd: 6 Months<br>Resp: --<br>Actual: In Progress               |
| GP1.1            | DEBRIS<br>(Cones Removed from<br>Lanes)     | MP 48.0 EB              | 10/7/2021<br>12:12:00  | Reqd: 1 Hours<br>Resp: 10/7/2021 12:38<br>Actual: 0.43 Hours  | N/A                                                         | N/A                                                             |
| GP9.1            | FENCE<br>(Fence Down)                       | MP 56.8 WB              | 10/7/2021<br>19:30:00  | N/A                                                           | N/A                                                         | Reqd: 6 Months<br>Resp: 11/3/2021 12:00<br>Actual: 0.88 Months  |
| GP6.1            | SIGN<br>(Sign Turned)                       | MP 54.8 EB              | 10/11/2021<br>18:15:00 | N/A                                                           | N/A                                                         | Reqd: 6 Months<br>Resp: 10/11/2021 18:19<br>Actual: 0.01 Months |
| GP5.2            | ATTENUATOR<br>(Impact Damage)               | MP 54.9 WB              | 10/11/2021<br>18:47:00 | N/A                                                           | N/A                                                         | Reqd: 6 Months<br>Resp: --<br>Actual: In Progress               |
| GP6.1            | SIGN<br>(Sign Down)                         | MP 37.4 EB              | 10/13/2021<br>13:34:00 | N/A                                                           | N/A                                                         | Reqd: 6 Months<br>Resp: 10/13/2021 14:00<br>Actual: 0.01 Months |
| GP6.1            | SIGN<br>(Sign Turned)                       | MP 42.0 WB              | 10/14/2021<br>15:30:00 | N/A                                                           | N/A                                                         | Reqd: 6 Months<br>Resp: 10/15/2021 10:29<br>Actual: 0.02 Months |
| GP10.4           | ROADSIDE<br>(Nuisance Saplings)             | MP 53.0 WB              | 10/15/2021<br>11:55:00 | N/A                                                           | N/A                                                         | Reqd: 28 Days<br>Resp: 10/15/2021 13:00<br>Actual: 0.04 Days    |
| GP11.1           | SLOPE REPAIR<br>(Washout/Erosion)           | MP 45.1 WB              | 10/18/2021<br>12:09:00 | N/A                                                           | N/A                                                         | Reqd: 6 Months<br>Resp: 11/1/2021 16:00<br>Actual: 0.47 Months  |
| GP11.1           | SLOPE REPAIR<br>(Washout/Erosion)           | MP 41.2 EB              | 10/18/2021<br>12:19:00 | N/A                                                           | N/A                                                         | Reqd: 6 Months<br>Resp: 10/29/2021 17:00<br>Actual: 0.37 Months |
| GP1.1            | DEBRIS<br>(Lumber Removed from<br>Lanes)    | MP 40.2                 | 10/18/2021<br>07:59:00 | Reqd: 1 Hours<br>Resp: 10/18/2021 08:45<br>Actual: 0.76 Hours | N/A                                                         | N/A                                                             |
| GP5.1            | GUARDRAIL<br>(Impact Damage)                | MP 42.2 EB              | 10/19/2021<br>10:34:00 | N/A                                                           | N/A                                                         | Reqd: 6 Months<br>Resp: --<br>Actual: In Progress               |
| GP1.1            | DEBRIS<br>(Drywall Removed from<br>Lanes)   | MP 40.6 WB              | 10/21/2021<br>15:30:00 | Reqd: 1 Hours<br>Resp: 10/21/2021 15:51<br>Actual: 0.34 Hours | N/A                                                         | N/A                                                             |

| Element Category | Description                                      | Location    | Notified            | Response to Defects                                           |                                                              |                                                                 |
|------------------|--------------------------------------------------|-------------|---------------------|---------------------------------------------------------------|--------------------------------------------------------------|-----------------------------------------------------------------|
|                  |                                                  |             |                     | Category 1                                                    |                                                              | Category 2                                                      |
|                  |                                                  |             |                     | Hazard Mitigation                                             | Permanent Remedy                                             | Permanent Repair                                                |
| ML6.1            | VMS RESET (VMS 10 Down)                          | MP 0.8 NB   | 10/21/2021 15:15:00 | N/A                                                           | N/A                                                          | Reqd: 6 Months<br>Resp: 10/21/2021 15:53<br>Actual: 0.01 Months |
| GP12             | GRAFFITI                                         | MP 55.4 WB  | 10/21/2021 14:04:00 | N/A                                                           | Reqd: 10 Days<br>Resp: 10/21/2021 18:00<br>Actual: 0.16 Days | N/A                                                             |
| GP9.1            | FENCE (Fence Damage)                             | MP 50.8 WB  | 10/21/2021 14:04:00 | N/A                                                           | N/A                                                          | Reqd: 6 Months<br>Resp: 10/21/2021 19:30<br>Actual: 0.01 Months |
| GP6.1            | SIGN (Sign Bent)                                 | MP 50.4 EB  | 10/21/2021 15:11:00 | N/A                                                           | N/A                                                          | Reqd: 6 Months<br>Resp: 11/2/2021 14:00<br>Actual: 0.39 Months  |
| GP1.1            | DEBRIS (Ladder Removed from Lanes)               | MP 54.8 WB  | 10/22/2021 09:29:00 | Reqd: 1 Hours<br>Resp: 10/22/2021 09:59<br>Actual: 0.50 Hours | N/A                                                          | N/A                                                             |
| GP1.1            | DEBRIS (Ladder Removed from Lanes)               | MP 39.0 EB  | 10/22/2021 15:35:00 | Reqd: 1 Hours<br>Resp: 10/22/2021 15:59<br>Actual: 0.40 Hours | N/A                                                          | N/A                                                             |
| GP5.1            | GUARDRAIL (Impact Damage)                        | MP 217.0 NB | 10/25/2021 05:35:00 | N/A                                                           | N/A                                                          | Reqd: 6 Months<br>Resp: --<br>Actual: In Progress               |
| GP1.1            | DEBRIS (Mattress Removed from Lanes)             | MP 45.2 WB  | 10/25/2021 15:01:00 | Reqd: 1 Hours<br>Resp: 10/25/2021 15:19<br>Actual: 0.29 Hours | N/A                                                          | N/A                                                             |
| GP5.1            | GUARDRAIL (Impact Damage)                        | MP 49.3 WB  | 10/25/2021 05:37:00 | N/A                                                           | N/A                                                          | Reqd: 6 Months<br>Resp: --<br>Actual: In Progress               |
| GP1.1            | DEBRIS (Tire Removed from Lanes)                 | MP 43.0 EB  | 10/25/2021 15:32:00 | Reqd: 1 Hours<br>Resp: 10/25/2021 16:11<br>Actual: 0.65 Hours | N/A                                                          | N/A                                                             |
| GP1.1            | DEBRIS (Mattress Removed from Lanes)             | MP 55.9 WB  | 10/26/2021 19:00:00 | Reqd: 1 Hours<br>Resp: 10/26/2021 19:00<br>Actual: 0.01 Hours | N/A                                                          | N/A                                                             |
| GP13.1           | INCIDENT RESPONSE (Traffic Control for Incident) | MP 46.5 WB  | 10/26/2021 22:41:00 | Reqd: 1 Hours<br>Resp: 10/26/2021 22:41<br>Actual: 0.01 Hours | N/A                                                          | N/A                                                             |

All items were completed within the required response time. Items that are *In Progress* are still within the allowed response time.

## F. Detailed Results of All Inspections, Assessments, and Testing Activities

During this reporting period there were no special inspections, assessments, or testing results outside normal operating condition.

## G. Monthly Toll System Performance Reports

Toll system operated within proposed parameters per Ferrovial Services observations.

## H. Preventative Maintenance Plan and Progress

Preventative Maintenance work is contingent on Initial Works Package implementation.

## I, J. Mean Time between Failure (MTBF), Mean Time to Repair (MTTR)

No Maintained Elements experienced a failure type breakdown this month. Ferrovial Services considers a breakdown to be a failure when the element cannot be used for its intended purpose until repaired.